





TRAPEZE

Introducing

TRAPEZE

Trapeze *Back to Back*



590mm



1240mm

EXECUTIVE DESK

The Trapeze workstation system showcases an understated aesthetic that delivers simplicity and refined minimalism.

The essence of the design: a lightweight structure that creates a visual impact to facilitate maximum efficiency.

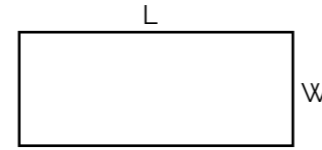
The trestle structure with inclined legs is remarkable for its versatility and offers the maximum freedom in space planning, together with a wide range of finishes.

MODULAR *Design*

A desk system capable of fulfilling every need, by offering modules that allow planning for any part of the office, and creating spaces for collaborative work, open work to meeting zones, and private executive offices.

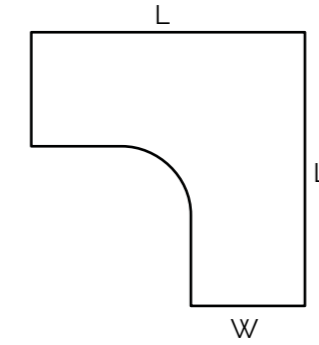
Straight Desk

Dimension range:
from L1050 x W600 mm
to L2400 x W900 mm



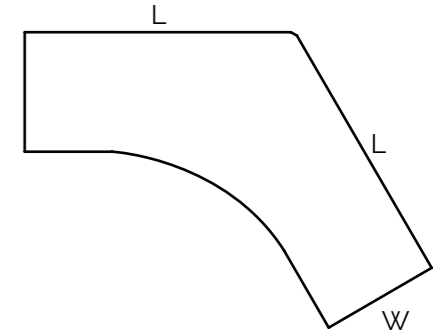
90° Desk

Dimension range:
from L1200 x W600 mm
to L2400 x W900 mm



120° Desk

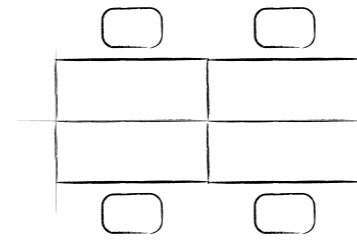
Dimension range:
from L1200 x W600 mm
to L2400 x W900 mm



COMFORT

Office

The Trapeze structure allows catering to different needs while allowing users to enjoy a sense of freedom in the workplace. In this way, it increases efficiency in the use of the office space.



Storm Top
Melamine

WORKING *Environment*

This workstation system offers a modern and timeless range with pure and elegant lines, which is robust and yet light and easy to assemble.

With the enormous range of options, it covers all requirements for the work environment, from operational workstations to boardroom and manager office. The Trapeze also has the capability of being used in spaces such as training, meeting and multipurpose rooms.



90° Desk



Rural Oak *Top*
Melamine

FOCUS *in a* PUBLIC SPACE

Finesse Sand Top
Melamine

Mura 542 Screen
Acoustic panel





Charred Oak Top
Melamine

Otto 468 Screen
Acoustic panel

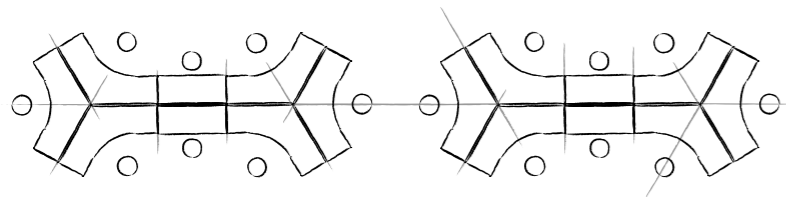
Features

Designed to be flexible, versatile and receptive.

- Custom desk sizes available
- All BDSS range of screen systems, customizable
- A simple and effective cable ducting system
- Accessories: book hung shelf, paper tray, accessory panel
- Additional elements: monitor arms and CPU holders




120° Desk



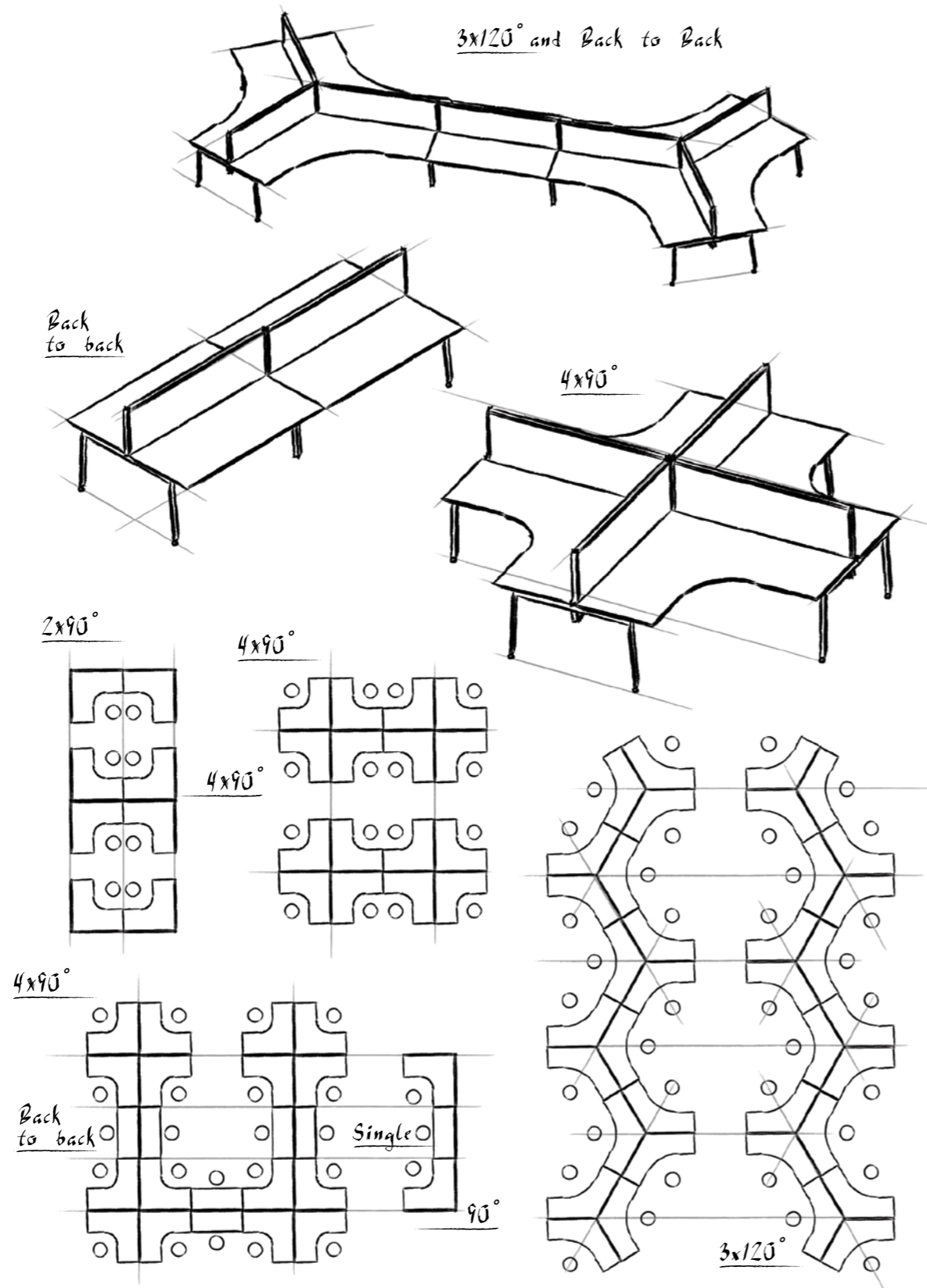
Snowdrift Top
Melamine

Reflect Spice Screen
Fabric



Configuration examples

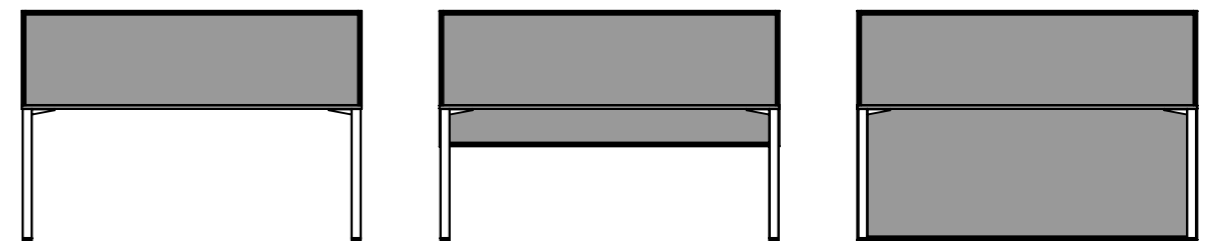
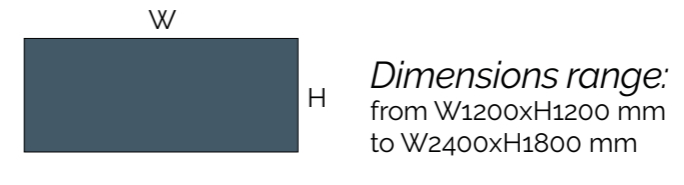
Custom desk sizes guarantee multiple configuration options and create truly effective work spaces.



Screen System


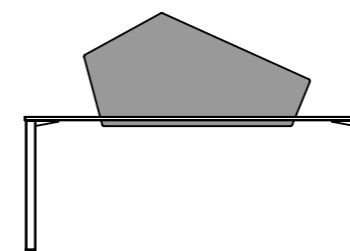
A large range of shapes, size and colour options are available for the users to create their own individual space.

Screen customization:
 - dimension
 - frame color
 - fabric



Acoustic panel

The screen is sound absorbing and can be customized to suit any project:
 - color
 - shape
 - create a cut pattern



Shape samples

Finishes

Samples

We illustrate the most popular samples, but the Trapeze can but customized with our full range of finishes, available on request.


Structure and Frame

Powder coat



Desk (top)

Melamine



Screen

- Acrylic
- Glass
- Laminate
- Perforated Metal
- Pinnable
- Powder coated
- Whiteboard


THE
POSSIBILITIES
ARE
Endless

Make your ideas come true!

Fabric





Acoustic Panel





BDSS Pty Ltd / Business Desking & Seating Systems
www.bdss.net.au

 29 Baile Rd, Canning Vale WA 6155 Australia

 Phone: 08 6183 7848

 Email: admin@bdss.net.au